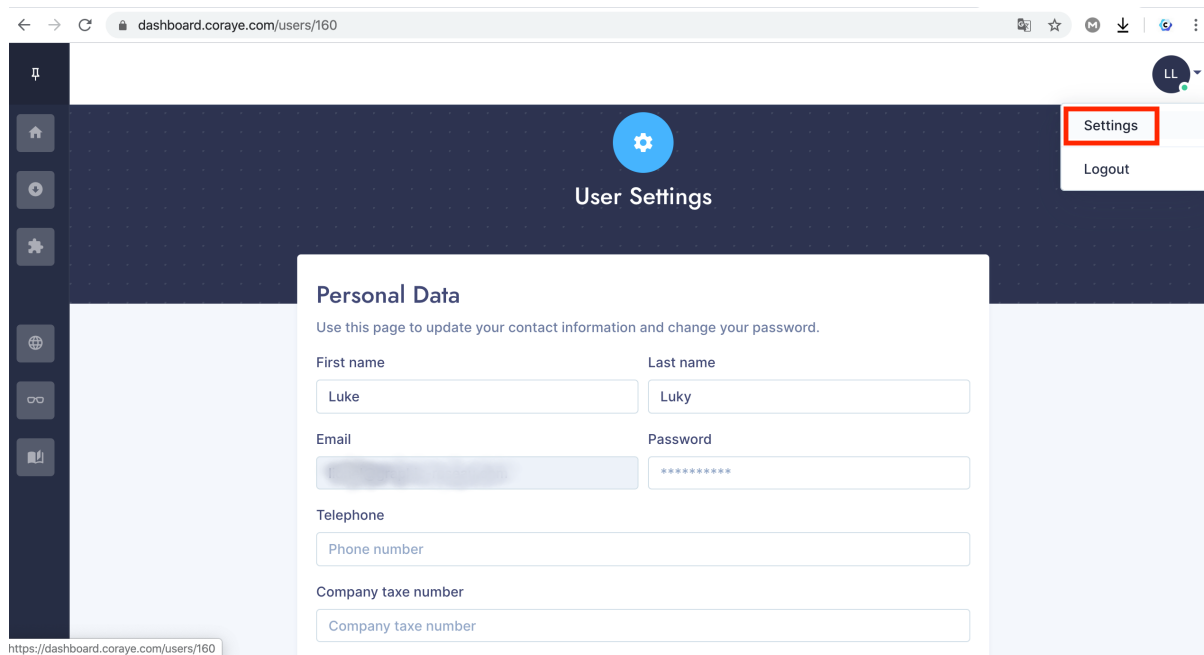


# Personal data

This is where you can change your contact details and password.

## Personal data

All cells are editable except for your Email address. If you want to change your password, this is where it happens.



The screenshot shows a web browser window with the URL `dashboard.coraye.com/users/160`. The page is titled "User Settings" and features a dark blue header with a gear icon. A red box highlights the "Settings" button in the top right corner, with a "Logout" button below it. The main content area is a white form titled "Personal Data" with the instruction: "Use this page to update your contact information and change your password." The form contains several input fields: "First name" (with "Luke" entered), "Last name" (with "Luky" entered), "Email" (blurred), "Password" (with "\*\*\*\*\*" entered), "Telephone" (with "Phone number" entered), and "Company tax number" (with "Company tax number" entered). A sidebar on the left contains various icons, and a status bar at the bottom shows the URL `https://dashboard.coraye.com/users/160`.



Do not forget to validate your modifications by clicking on the button "SAVE CHANGES"

## Data Agreements



The data collected on the use of Coraye, will allow us to define the priorities in the improvement of the functionalities of our software.

# Data agreements

You allow Coraye to use your data for



**Commercial  
agreement**  
ALLOW PROSPECTION



**Analytics  
agreement**  
ALLOW STATISTICS

SAVE CHANGES